

# **The NDMP and the NDD**

## **Entering data online and completing the forms**

# The National Dormouse Monitoring Programme (NDMP)

- 50 boxes in a site with dormice
- Approximately 20m apart
- Check minimum of twice a year in May/June and Sept/October
- Check between 15<sup>th</sup> and 25<sup>th</sup> of month
- Record number of dormice and basic biometric data
- Submit results annually to PTES

# The National Dormouse Database (NDD)

- Dormouse records for sites not in the NDMP
- Record who, what, where, when
- Ideally photographic record
- Data exchanged with local record centres



[Dormouse monitoring](#)

[NDMP](#)

[NDD](#)

## Dormouse monitoring

Welcome to the website for the **National Dormouse Monitoring Programme (NDMP)** and the **National Dormouse Database (NDD)**. It is now possible to enter data records online under both these monitoring schemes.

If you regularly monitor dormouse nestboxes at a site please submit your data to the National Dormouse Monitoring Programme by clicking on the NDMP tab above. If you are not yet registered with us as an NDMP monitor, or wish to set up a new site at which you can install nestboxes and visit at least twice a year (May/June and Sept/Oct), then please contact [susan@ptes.org](mailto:susan@ptes.org) or call 020 7498 4533 for further information and recording forms. Contributors to the dataset receive a copy of the annual report which contains results of analyses along with other articles of relevance, and you can also participate in our forum. The Dormouse Monitor is also available [here](#).

Have you seen a dormouse, found a dormouse nest or have you found a hazel nut? If you are currently surveying an area on behalf of a developer and have several one-off records to enter, or if you have a record of the abundance of dormice, please enter these details in the National Dormouse Database.

[Download Survey Guidelines and Recording Forms 2011 PDF document](#)

*You will need a Login to enter data for the NDMP; no login is required for the NDD*



home about us what we do news uk mammals wildlife encounters kids contact us shop

Dormouse monitoring

NDMP

NDD

Logout

## Inventory

Name

Address

Email

Telephone

Record type

Select

Location of record, e.g. Woodland name

County where record found

Grid reference where record found

What colour was the animal?

Where was the animal

What was the animal doing?

What day did you see it?

07 / 08 / 2009

What time of day did you see it?

:

What did its tail look like?

Comments

# National Dormouse Database

*Data entry for NDD. Please input all data fields as far as possible. The detail on the tail and activity is to get a preliminary idea as to the species ID, a photo can also be added to the record.*





# National Dormouse Monitoring Programme

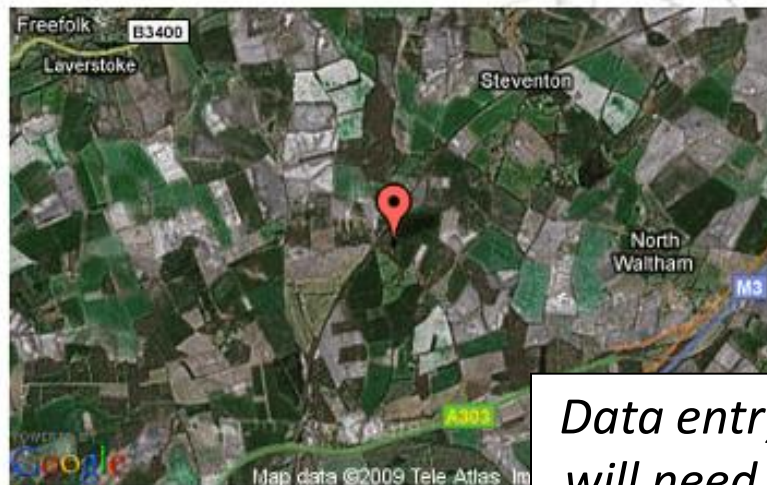
## Litchfield Copse

Site number 372

County Hampshire

Grid reference SU529463

- [Record a new visit](#)



## Site Summary

Dormice

No data available.

Other species

[View combined summary of all sites](#)

*Data entry for NDMP. You will need a Login to input data into the NDMP.*

*Please contact*

*[Susan.Sharafi@ptes.org](mailto:Susan.Sharafi@ptes.org)*

*for details*

Please keep a copy and return your records by 1<sup>st</sup> December 2012 to:  
Susan Sharafi, PTES, 15 Cloisters House, 8 Battersea Park Rd, London SW8 4BG (Tel: 020 7498 4533; email: [susan@ptes.org](mailto:susan@ptes.org)) or enter online

**National Dormouse Monitoring Programme**  
**NEST BOX CHECKS SUMMARY FORM**

**2012**



Please complete a line of this form for each check you make of your dormouse nestboxes during the season  
 - even if you do not find any dormice. **N.B.** \*The total number of dormice recorded should be the same as the number of dormice |  
 entered on your Dormouse Record Form for that date.

**Site Name:** \_\_\_\_\_ **Site Number:** \_\_\_\_\_ **Monitor's Email:** \_\_\_\_\_

Sub-section (if relevant):

Date of box check	Monitor	Number of boxes checked	Total number of dormice recorded*	Total number of nests found in boxes <b>WITHOUT</b> dormice	Comments



Start time: \_\_\_\_\_ End time: \_\_\_\_\_

Comments

*Please complete this form and return it, with your Dormouse Record Forms, by 1<sup>st</sup> December 2012 to:*  
 Susan Sharafi, PTES, 15 Cloisters House, 8 Battersea Park Road, London SW8 4BG (Tel: 020 7498 4533; email: [susan@ptes.org](mailto:susan@ptes.org)) or enter online

*NDMP summary form  
 – please complete the  
 summary form for  
 each survey visit*


Please keep a copy and return your records by 1<sup>st</sup> December 2012 to:  
 Susan Sharafi, PTES, 15 Cloisters House, 8 Battersea Park Rd, London SW8 4BG (Tel: 020 7498 4533; email: [susan@ptes.org](mailto:susan@ptes.org)) or enter online



RECORDING FORM - For species other than dormice

Total No of boxes checked: \_\_\_\_\_

Box No.	Species	No. of individuals found	Sex (M or F)	Weight (in g)	Breeding Condition (NB, TS, P, L or PL)	Comments
<i>NDMP summary form for animals other than dormice—</i>						

*Sexing and scuffling shrews is very difficult and not advised*

2011

Please complete a line of this form per species found on each check carried out. Do not include dormice on this form.

Site Name: \_\_\_\_\_

Site Number: \_\_\_\_\_

Sub-section (if relevant):

[illegible]

Please complete this form and return it, with your Dormouse Record Forms, by 1<sup>st</sup> December 2011 to:  
Susan Sharafi, PTES, 15 Cloisters House, 8 Battersea Park Road, London SW8 4BG (Tel: 020 7498 4533; email: [susan@ptes.org](mailto:susan@ptes.org))

people's trust for endangered species | mammals

PTES  
ONLINE SHOP  
OPEN!


home about us what we do news uk mammals wildlife encounters kids contact us shop

Litchfield Copse

### Litchfield Copse

**Site number** 372  
**County** Hampshire  
**Grid reference** SU529463

- [Record a new visit](#)



Site Summary

☐ Dormice  
No data available.

☐ Other species

[View combined summary of all sites](#)

*Data entry for NDMP. You will need a Login to input data into the NDMP.*

*You will also need your NDMP field record sheets.*

*Data can be input after each visit or at the end of the season*



[home](#) [about us](#) [what we do](#) [news](#) [uk mammals](#) [wildlife encounters](#) [kids](#) [contact us](#) [shop](#)

Litchfield Copse ▾

[Change site/section](#)

[Dormouse monitoring](#)

[NDMP](#)

[NDD](#)

[Logout](#)

## Record your visit details

Visit date 07 ▾ / 08 ▾ / 2009 ▾

Start time  :  e.g. 13:30 (24 hour format)

End time  :  e.g. 14:30 (24 hour format)

Number of dormice seen

Number of boxes checked

Number of dormouse nests without dormice

List of dormouse nests without dormice  comma separated, e

Comments

[Record dormice...](#)

[No dormice found...](#)

[No animals found, save another visit...](#)

[Cancel](#)

[View combined summary of all sites](#)

*The data to be input can be taken directly from the NDMP field record sheets.*

*Data can be input after each visit or at the end of the season*

- New site registration
- Woodland owners form
- Site boundaries and boxes
- Woodland Structure

**Land Owners Form**

Name: .....

Owner (if known): .....

Town: .....

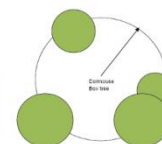
Grid Ref.: .....

Bird species	Relative abundance through the wood (tick box)			
	Dominant	Abundant	Frequent	Occasional

people's  
trust for  
**endangered**  
species

people's  
trust for  
endangered  
species

Visually estimate the density of the shrub layer, which consists of the younger individual of the dominant trees, together with smaller trees and shrubs around the dormouse box. A sparse shrub layer will allow you to see a long way into the wood, a dense shrub layer will not allow you to see far into the wood and a very dense shrub layer will be one associated, for example with a bramble bank or a hedgerow.

[illegible]

# New site registration

- Detail of monitor
- Whether prepared to train people

## National Dormouse Monitoring Programme (NDMP)

### New Site Registration Form

Name of Monitor:

Address:

Telephone Number:

Email:

Site Name:

Grid Reference:

County:

Number of Boxes at Site:

Date Boxes Put Up:

I would/would not be willing to help train new dormouse monitors

I would/would not like to join the dormouse discussion forum

I would/would not like to enter my dormouse records online

Please also send the twice yearly *Dormouse Monitor* the newsletter of the NDMP, to:

Name:

Address:

Name:

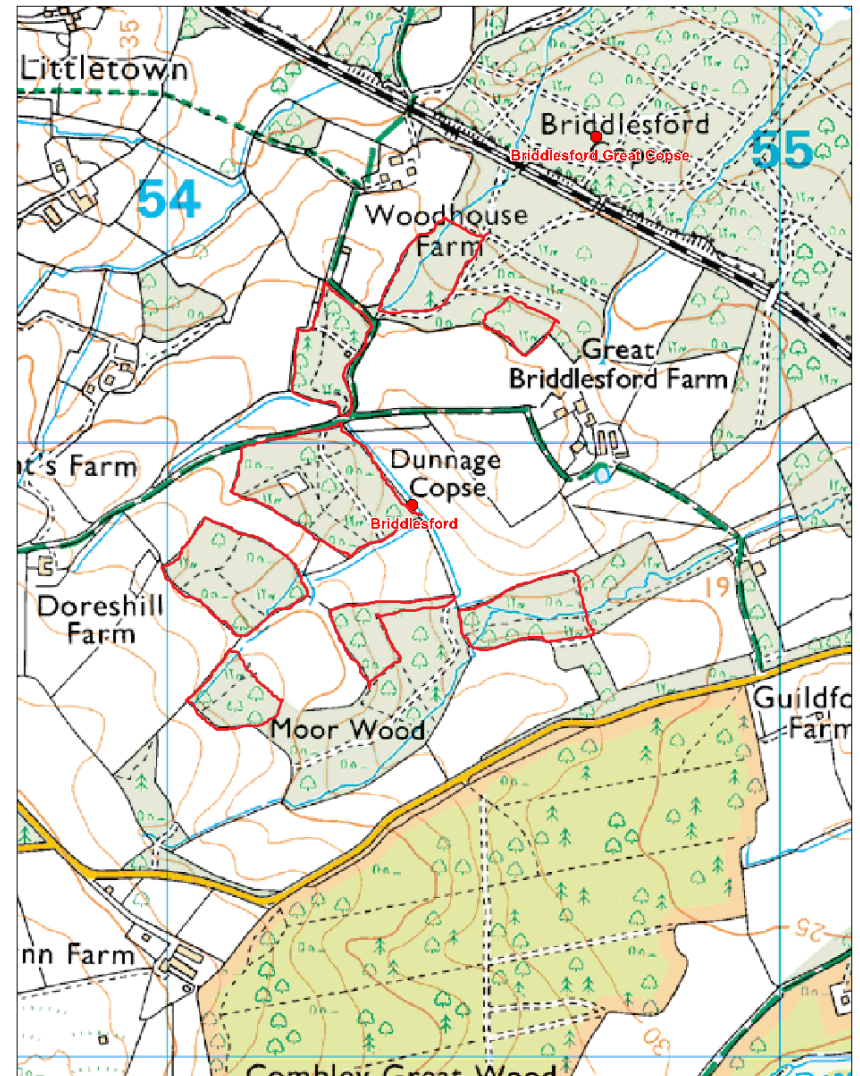
Address:

Please return to Susan Sharafi, PTES, 15 Cloisters House, 8 Battersea Park Rd, London SW8 4BG;  
susan@ptes.org



# Site boundaries and boxes

- Draw on map area where boxes are sited
- Confirm number of boxes at site



EXAMPLE NDMP Site (site ref x)


© Crown copyright and database rights 2013. Ordnance Survey licence number 100022021

people's  
trust for  
endangered  
species



# Dormouse Training Log

- Checklist to ensure high standards
- Use to support application
- Signatories can act as referees **but are not obligated to**



Final v.6 Aug11  

Dormouse Training Log

Name: .....

Dormice are protected under the Wildlife and Countryside Act (1981 as amended) and the Conservation of Habitats and Species Regulations 2010. Dormouse survey work involving the disturbance and handling of dormice in nest boxes or nest tubes requires a licence from Natural England or the Countryside Council for Wales. To receive a licence you will need references from two people who have held a licence for dormice within the last two years for the methods you wish to have on your licence.

This checklist is designed to ensure that the highest standards are maintained and should be used to support your licence application.

All evidence recorded must be conducted to a satisfactory level of competence in the presence of a licence holder where specified.

Each section of this training log should be signed by either one or two dormouse licence holders, as specified in the first column. These people can then act as your referees when you apply for a licence. The activities listed are classed as either advisory or mandatory.

The timescales for training will vary greatly depending on the opportunities you have to practice with dormice on surveys and the availability of licence holders to work with you. You should expect to have completed a minimum of at least one survey season and probably two, before completing your licence application although this period may be considerably longer.

It is highly advisable that people wishing to train for a licence attend a Dormouse Ecology and Conservation course. Course details are listed on the PTES website:

[www.ptes.org/dormousetraining](http://www.ptes.org/dormousetraining)

**Completion of this record in no way obligates any referee to provide you with a reference for Natural England or the Countryside Council for Wales; references remain entirely at the referee's discretion.**

**The granting of Protected Species licences is at the discretion of Natural England and the Countryside Council for Wales and applications may be rejected, or licences revoked at any time.**

See the Natural England and Countryside Council for Wales websites for further details and licence application forms:

<http://www.cow.gov.uk/landscape-wildlife/habitats-species/species-protection.aspx>  
<http://www.naturalengland.org.uk/ourwork/regulation/wildlife/licences/applicationforms.aspx>

nature	Date

Two signatures	<b>Handling:</b>
Mandatory	Demonstrate how to approach a nest box and check for occupancy

\* Note that if it is not possible to attend theory training courses it may be possible for you to provide other evidence on your licence application to demonstrate that you have sufficient knowledge.



# Bringing the wild back to life